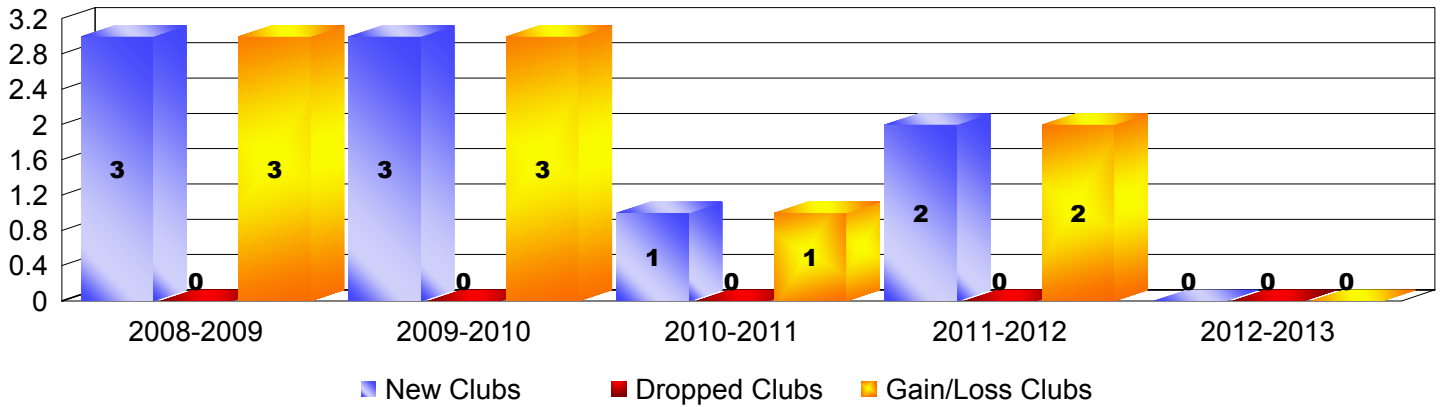
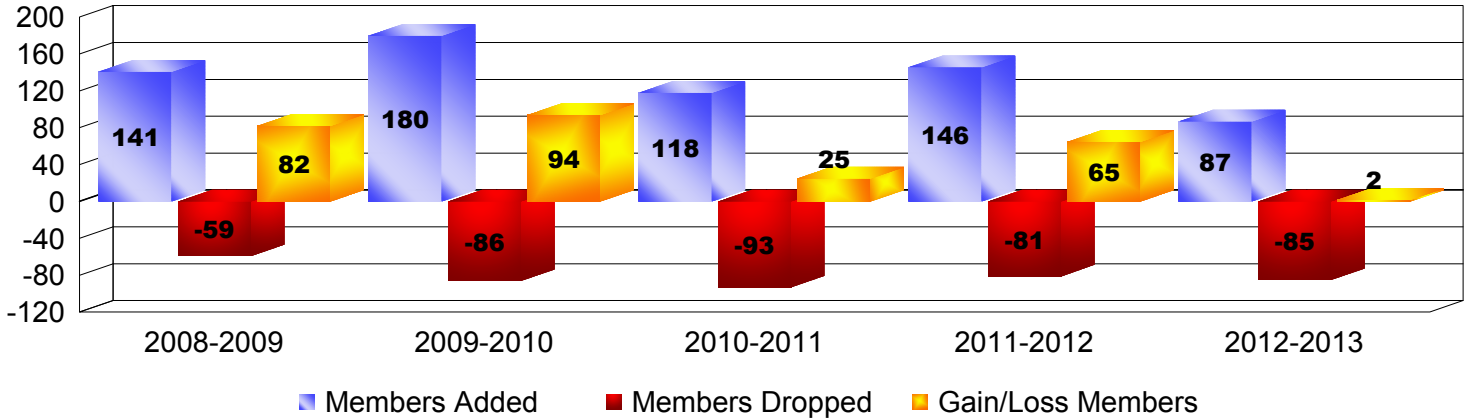


Year	New Clubs	Dropped Clubs	Gain/Loss Clubs	New Members	Charter Members	Reinstate Members	Transfer Members	Total Member Added	Total Members Dropped	Gain/Loss Members
2008-2009	3	0	3	70	63	4	4	141	-59	82
2009-2010	3	0	3	105	71	1	3	180	-86	94
2010-2011	1	0	1	80	26	4	8	118	-93	25
2011-2012	2	0	2	83	53	1	9	146	-81	65
2012-2013	0	0	0	83	0	0	4	87	-85	2
Average	2	0	2	84	43	2	6	134	-81	54

Clubs

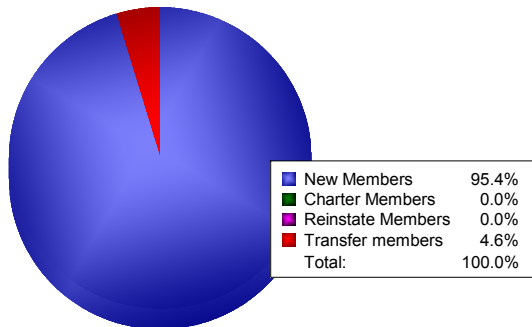


Members



Membership Composition

June 2013 Cumulative



Gender Comparison

June 2013 Cumulative

